

Waste Collection Dates

Sorted garbage (recyclable waste etc.)

Garbage Collection Calendar / Guide to Garbage Disposal

Inquiries
 Environment Division,
 Konan City Office
 Konan City Kankyo Jigyo Center
 Tel.54-1111 Extensions 257-407
 * You can also see the garbage collection calendar etc. on the Konan City website.

★ Be sure to put your garbage at the designated collection point for the place where you live by **8:30 a.m.** on the day it is to be collected. If you have a question about your collection points, contact the Environment Division or ask a member of your neighborhood committee.
 ★ If a **storm warning** has been issued for Konan City by **5:30 a.m.** due to bad weather such as a typhoon, **do not put out** any sorted garbage (recyclable waste, etc.). See reverse side for details.

| Route | Collection district | April | May | June | July | August | September | October | November | December | January | February | March |
|-------|--|----------------------|----------------------|---------------------------------|----------------------|----------------------|----------------------|---------------------------------|----------------------|----------------------|----------------------|----------------------|----------------------|
| 1 | Whole area of Kochino | 13 (Thu) 26 (Wed) | 15 (Mon) 30 (Tue) | 14 (Wed) 27 (Tue) | 12 (Wed) 27 (Thu) | 9 (Wed) 28 (Mon) | 12 (Tue) 27 (Wed) | 12 (Thu) 25 (Wed) | 10 (Fri) 27 (Mon) | 8 (Fri) 21 (Thu) | 12 (Fri) 26 (Fri) | 9 (Fri) 27 (Tue) | 14 (Thu) 29 (Fri) |
| 2 | Ishimakura, Sanno, Sanno Kita, Maeno, whole area of Hotei, Ogaido, Yoriki, Yasura, Imaichiba, Rikinaga, Kiga Higashi, Shimoyama, Nishiho | 14 (Fri) 27 (Thu) | 16 (Tue) 31 (Wed) | 13 (Tue) 26 (Mon) | 11 (Tue) 26 (Wed) | 10 (Thu) 29 (Tue) | 11 (Mon) 26 (Tue) | 11 (Wed) 24 (Tue) | 8 (Wed) 22 (Wed) | 7 (Thu) 22 (Fri) | 15 (Mon) 30 (Tue) | 14 (Wed) 29 (Thu) | 13 (Wed) 28 (Thu) |
| 3 | Gomyo, Ogo, Somoto, Kori Honmachi, Higashimachi, Tashiro, Kori-cho, Minamiyama, Tenno-cho, Kitayama | 12 (Wed) 28 (Fri) | 17 (Wed) 29 (Mon) | 12 (Mon) 28 (Wed) | 10 (Mon) 25 (Tue) | 8 (Tue) 25 (Fri) | 8 (Fri) 25 (Mon) | 10 (Tue) 26 (Thu) | 9 (Thu) 24 (Fri) | 11 (Mon) 25 (Mon) | 16 (Tue) 29 (Mon) | 13 (Tue) 28 (Wed) | 12 (Tue) 27 (Wed) |
| 4 | Akadoji Nishi (including Oma-cho), Akadoji Higashi, Kitano, Osaki, Kiga Hongo, Kiga-cho, Nakanara, Navitown Konan II | 11 (Tue) 24 (Mon) | 11 (Thu) 24 (Wed) | 9 (Fri) 22 (Thu) | 7 (Fri) 24 (Mon) | 3 (Thu) 23 (Wed) | 7 (Thu) 22 (Fri) | 6 (Fri) 23 (Mon) | 7 (Tue) 20 (Mon) | 6 (Wed) 19 (Tue) | 11 (Thu) 24 (Wed) | 8 (Thu) 22 (Thu) | 8 (Fri) 25 (Mon) |
| 5 | Higashino, Kaminara, Kono, Matsutake, Maehibo | 3 (Mon) 18 (Tue) | 9 (Tue) 22 (Mon) | 5 (Mon) 20 (Tue) | 5 (Wed) 20 (Thu) | 4 (Fri) 21 (Mon) | 4 (Mon) 20 (Wed) | 4 (Wed) 19 (Thu) | 1 (Wed) 16 (Thu) | 4 (Mon) 18 (Mon) | 9 (Tue) 23 (Tue) | 6 (Tue) 19 (Mon) | 7 (Thu) 19 (Tue) |
| 6 | Shimamiya, Kenei Shimamiya Jutaku, Kenei Matsutake Jutaku, Fujigaoka (Bldgs 1 - 54), Park City Konan, Mermaid Town Konan | 5 (Wed) 19 (Wed) | 1 (Mon) 18 (Thu) | 1 (Thu) 15 (Thu) 29 (Thu) | 13 (Thu) 28 (Fri) | 17 (Thu) 30 (Wed) | 13 (Wed) 28 (Thu) | 17 (Tue) 30 (Mon) | 14 (Tue) 29 (Wed) | 13 (Wed) 26 (Tue) | 17 (Wed) | 1 (Thu) 20 (Tue) | 5 (Tue) 21 (Thu) |
| 7 | Shinmei, Haibara, Yotsuya, Hongo, Minamino, Fujigaoka (Bldgs 55 - 216), Ushirohobo | 6 (Thu) 20 (Thu) | 2 (Tue) 19 (Fri) | 2 (Fri) 16 (Fri) 30 (Fri) | 14 (Fri) 31 (Mon) | 18 (Fri) 31 (Thu) | 14 (Thu) 29 (Fri) | 18 (Wed) 31 (Tue) | 15 (Wed) 30 (Thu) | 14 (Thu) 27 (Wed) | 18 (Thu) | 2 (Fri) 21 (Wed) | 6 (Wed) 22 (Fri) |
| 8 | Kusai, Oiri, Jikodo, Kowaki, Murakuno, Kanokojima | 10 (Mon) 25 (Tue) | 12 (Fri) 26 (Fri) | 8 (Thu) 23 (Fri) | 6 (Thu) 21 (Fri) | 7 (Mon) 24 (Thu) | 6 (Wed) 21 (Thu) | 5 (Thu) 20 (Fri) | 6 (Mon) 21 (Tue) | 5 (Tue) 20 (Wed) | 10 (Wed) 25 (Thu) | 7 (Wed) 26 (Mon) | 11 (Mon) 26 (Tue) |
| 9 | Sunaba, Miyaushiro Naka, Miyaushiro Higashi, Emori, Yamajiri, Katsusa, Wada, Hannya, Naka Hannya | 7 (Fri) 21 (Fri) | 10 (Wed) 25 (Thu) | 7 (Wed) 19 (Mon) | 3 (Mon) 18 (Tue) | 1 (Tue) 16 (Wed) | 1 (Fri) 15 (Fri) | 2 (Mon) 13 (Fri) 27 (Fri) | 13 (Mon) 28 (Tue) | 12 (Tue) 28 (Thu) | 19 (Fri) 31 (Wed) | 15 (Thu) | 4 (Mon) 18 (Mon) |
| 10 | Hidaka, Takaya, Nobaku-cho, Miyaushiro Kami, Omatsubara District | 4 (Tue) 17 (Mon) | 8 (Mon) 23 (Tue) | 6 (Tue) 21 (Wed) | 4 (Tue) 19 (Wed) | 2 (Wed) 22 (Tue) | 5 (Tue) 19 (Tue) | 3 (Tue) 16 (Mon) | 2 (Thu) 17 (Fri) | 1 (Fri) 15 (Fri) | 5 (Fri) 22 (Mon) | 5 (Mon) 16 (Fri) | 1 (Fri) 15 (Fri) |

Bulky waste ★ Bulky waste is collected from each residence individually. Contact the disposal center in advance, and leave the waste as directed with a disposal ticket attached.

- Bulky waste is collected on the same day as sorted garbage.
 - Call **the disposal center (0120-574-530)** at least **five days before** the collection date (or the last weekday before that if five days before is a Saturday, Sunday, national holiday, or if it falls on any day between December 29 to January 3). (Hours: 9:00 a.m. to 5:00 p.m. weekdays) * IP phones cannot be used.
 - Attach a **1,000-yen disposal ticket** to each item.
 - Up to five items can be disposed of in one collection. (See the Kurashi-no-Benricho guide to local services or the Konan City website for how to count waste items.)
- * See overleaf (Guide to Garbage Disposal) for a step-by-step guide to putting out garbage.

Burnables (kitchen waste) ★ Be sure to put your burnables at the designated burnable waste collection point for the place where you live by **8:30 a.m.** on the day it is to be collected. If you have a question about your burnable waste collection point, contact the Environment Division or ask a member of your neighborhood committee. * See the reverse side for details regarding disposal in the event of a typhoon or other bad weather.

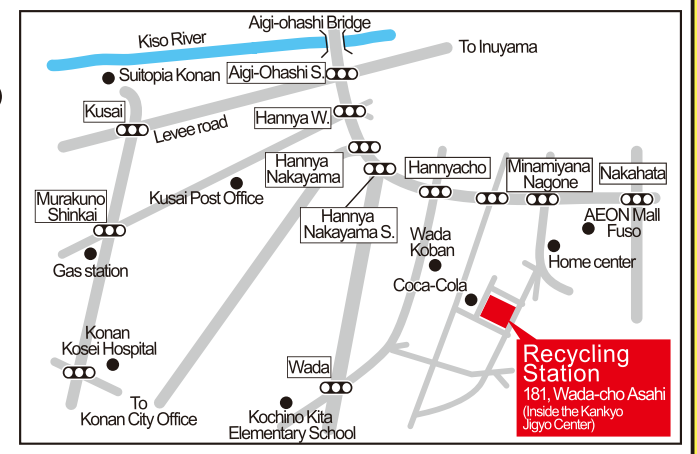
- Burnables are collected twice a week, on **Mondays and Thursdays, Tuesdays and Fridays, or Wednesdays and Saturdays.**
 - Garbage is collected even if the collection day is a national holiday.
 - Garbage will be collected as usual until December 30 (Sat). There will be no garbage collections during the year-end and New Year holiday (December 31 to January 3). Collection on Thursdays starts on January 4 (Thu), Fridays on January 5 (Fri), and Saturdays on January 6 (Sat).
- * See overleaf (Guide to Garbage Disposal) for a step-by-step guide to putting out garbage.

Recycling station is available

Open: Monday to Saturday 10:00 a.m. - 4:00 p.m.
 (Closed on national holidays and December 29 to January 3)
 The following items are accepted:
 (Please sort your recyclables beforehand.)

- Recyclable waste (excluding medium-sized waste)
 (Cut branches/grass are accepted only on Saturdays.)
- PCs (excluding CRT displays)
- Planter soil
- Down duvets (containing 50% or more down)
- Small rechargeable batteries (Ni-Cd, NiMH, lithium-ion)
- Cooking oil waste

× Landfill waste is not accepted.
 × Medium-sized waste (① Electrical appliances, etc., ② Plastic products, ③ Textile products, ④ Wood products/cuttings, ⑤ Umbrellas) is not accepted.



Recycling boxes for recyclable waste are available

Location: City Hall (East side), Hotei Fureai Kaikan, and parking lots at Suitopia Konan
 Items collected: Paper (cardboard boxes, newspapers, magazine/paper waste, milk cartons)

Items covered by the Act on Recycling of Specified Home Appliances

| Item name | Air conditioning units | LCD TVs Plasma TVs CRT TVs | Refrigerators / Freezers / Cold storage cabinets / Food cooling and warming cabinets / Wine cellars | Washing machines Tumble dryers |
|----------------------------------|------------------------|---|---|-----------------------------------|
| * More items may be added later. | | | | |
| Home appliance recycling fees | Starting from 990 yen | 15" (actual size)/15" (display size) or smaller: Starting from 1,870 yen 16" (actual size)/16" (display size) or larger: Starting from 2,970 yen | 170 liters or smaller: Starting from 3,740 yen 171 liters or larger: Starting from 4,730 yen | Starting from 2,530 yen |

- Home appliance recycling fees may vary by its manufacturer.
- A separate transaction fee is required when paying a recycling fee at the post office.
- Check the size (screen size for TVs, volume size for refrigerators/freezers) and the manufacturer's name in advance as these will be necessary to check the recycling fees.
- Check with the home appliance recycling ticket center for the latest information. (0120-319-640 <http://www.rkc.aeha.or.jp>)

Disposal method

1 Please make a request for collection to the store from which you purchased a product, or to the store from which you plan to purchase the product. (● Recycling fees and ● collection/transportation fees are required)

Step 1 Contact a home appliance store and tell them that you want to dispose of a home appliance. Ask them if they have home appliance recycling tickets.

YES (If they have tickets)

Step 2 Hand over the unwanted home appliance at the store and pay a recycling fee and a collection/transportation fee. Pay a recycling fee at a post office and receive a ticket (home appliance recycling ticket) with an attached postal transfer payment receipt.

NO (If they don't have tickets)

Step 2 Pay a recycling fee at a post office and receive a ticket (home appliance recycling ticket) with an attached postal transfer payment receipt.

Step 3 Hand over the unwanted home appliance and home appliance recycling ticket at the store and pay a recycling fee and a collection/transportation fee.

* If the store you purchased the item from is no longer in business, located afar, or you are not sure of which store, choose either **2** or **3** to dispose of the item.

2 Request collection from a certified general waste collectors. (● Recycling fees and ● collection/transportation fees are required)

Step 1 Pay a recycling fee at a post office and receive a ticket (home appliance recycling ticket) with an attached postal transfer payment receipt.

Step 2 Hand over the unwanted home appliance and home appliance recycling ticket to a certified operator and pay a recycling fee and a collection/transportation fee.

| List of certified operators (as of December, 2022) | Certified operators | Phone No. | Collection days / opening hours |
|--|------------------------|--|---------------------------------|
| | Kuraei Kogyo Co., Ltd. | 54-4356 | Monday to Friday 8:00 - 16:00 |
| Shibata Co. Ltd. | 56-2948 | Monday to Saturday 8:00 - 17:00 | |
| Tokai Sobi Co., Ltd. | 052-841-8627 | Monday to Saturday 9:00 - 17:00 | |
| Naito Shoten Co., Ltd. | 56-3182 | Monday to Saturday 8:00 - 17:00 | |
| Hotei Clean, Inc. | 56-4028 | Monday to Saturday 8:00 - 16:00 * Until 3:00 p.m. on Saturdays | |

3 Taking it directly to a designated recycling facility. (● Only the fees for recycling are required)

Step 1 Pay a recycling fee at a post office and receive a ticket (home appliance recycling ticket) with an attached postal transfer payment receipt.

Step 2 Attach the home appliance recycling ticket to the unwanted home appliance, then take the appliance to a designated recycling facility.

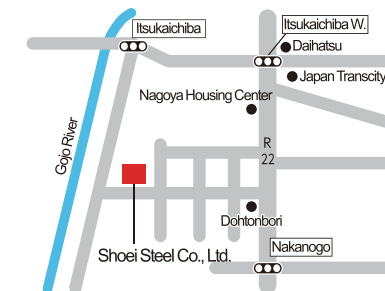
- Open Monday to Saturday (closed on Sundays, national holidays, year-end and New Year holidays, and Bon holidays)
- Hours 9:00 a.m. - 5:00 p.m. (closed 12:00 p.m. - 1:00 p.m.)
- * There may also be temporary closures. Please check with the designated recycling facilities for their business days and hours before taking items in.

Designated recycling facilities

Take the unwanted home appliance and the home appliance recycling ticket to one of the designated facilities below.

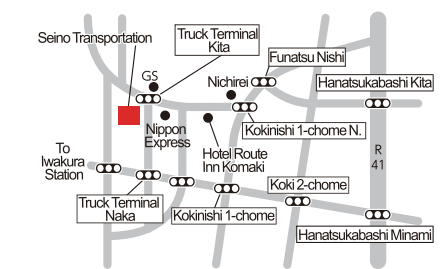
Shoei Steel Co., Ltd.

126, Tenjo, Tanyo-cho Itsukaichiba, Ichinomiya-shi
TEL: 0586-76-3211 FAX: 0586-76-3213



Seino Transportation Co., Ltd. Komaki Branch

1-92, Shinkoki, Komaki-shi
TEL: 0568-77-7361 FAX: 0568-73-4663



Garbage collection in the event of a storm warning

Sorted garbage (recyclable waste, etc.) collection

If a storm warning has been issued for Konan City by 5:30 a.m. due to bad weather such as a typhoon, do not put out any sorted garbage (recyclable waste, etc.).
If no storm warning has been issued by 5:30 a.m. but one is issued later on, do not put out any sorted garbage after the storm warning has been issued.
(Garbage that has already been put out will be collected after the warning has been lifted.)

Collection of burnables (kitchen waste)

Do not put out any garbage if a storm warning has been issued for Konan City around the time you put out your garbage, as it is dangerous to do so.
If the storm warning has not been lifted by 8:30 a.m., put out your garbage on the next collection day.
Please refrain from putting out garbage as much as possible, even if a storm warning has not been issued. There is a risk of garbage getting scattered when a typhoon is approaching.

* As a general rule, garbage collection will be carried out after confirming the safety of the work. This is also to prevent scattering of garbage that is left behind. Please put out your garbage on the next collection day. Thank you for your cooperation.

Guide to Garbage Disposal

* Information on sorting garbage is also available in the Kurashi-no-Bericho guide to local services, on the Konan City website, or via the Garbage sorting app "Konan City Waste Checker."

Konan City Waste Checker QR code



| | | | |
|---------------------------------|--|---|--|
| Empty cans | Always use up spray cans completely, and make a hole in them in a well-ventilated area, such as outdoors. | Crush them down as much as possible to reduce the volume. | Remove all the contents from food cans and rinse them. Use up all the contents of pesticide cans and rinse them. (DO NOT dispose of cans that still contain any product.) Clean and fold aluminum foil. Dispose of heavily soiled foil as burnables (kitchen waste). Do not dispose of cans that still contain paint or oil. (See the below list of waste items that cannot be collected by the city.) |
| Empty bottles | Rinse out bottles and place them in the designated basket according to color. | Remove caps. However, inner stoppers, etc. that are difficult to remove may be left in. Dispose of caps made mostly of plastic (including caps that also contain some metal) as plastic container/packaging waste, and caps made mostly of metal, such as beer bottle caps, as empty cans. Dispose of cream white cosmetic bottles as landfill waste. Dispose of glass, cups, broken bottles, etc. as landfill waste. | |
| Paper | Put paper waste into bundles by paper type and tie the bundles crosswise. Paper items that are difficult to tie up can be disposed of in a paper bag or in the red basket. | Any paper that is not soiled is accepted! Wrapping paper, paper bags, envelopes, confectionery boxes, notebooks, writing paper, advertising mail, photographs, paper cups, thermal paper (receipts, etc.), cartons lined with aluminum foil, carbon paper, shredder waste (put it in paper bags or clear plastic bags), etc. * Oily contaminated paper, used tissues, and diapers are burnables. Used postcards: Used postcards are recycled. Due care is taken to ensure privacy is protected. (Recyclable paper postcards only) * Postcards can also be disposed of as "other paper waste" at your recyclable waste collection point. Postcards can be disposed of directly in collection boxes at the following locations: City Hall 1F information desk, all municipal branch offices, the Hotei Nambu Public Learning Center, the Kochino Nishi Community Center and the Kochino Hokubu Public Learning Center. | Cartons without the paper carton mark are aluminum-coated and go in the burnables. |
| Fabrics | Put fabrics into bundles, tie the bundles crosswise and put them together in one place when you dispose of them. | Household clothing can generally be recycled! The following items can also be disposed of as fabrics: socks, neckties, men's and women's underwear (including bras, slips, and girdles), leather clothing, hats (except for straw hats and uniform caps), towels, curtains, bed linen, futon covers. Unwashed or wet items, stockings, vinyl raincoats, shoes, tabi socks, stuffed toys, pillows, floor cushions, toilet covers, cotton padding, sewing scraps, thread, carpets, duvets, electric blankets, kotatsu quilts, mattresses, etc. (Sort them correctly according to their respective categories) | Wash and dry fabrics before disposing of them. Do not dispose of fabrics on rainy days. If you have no choice but to dispose of fabrics on a rainy day, be sure to put them in clear plastic bags. (Including when rain is expected) |
| Metals | Put metal items together in one place when you dispose of them. | Drain all the kerosene out of fan heaters and stoves. | Remove non-metal parts wherever possible. Waste which exceeds 60 cm in either width, depth or height cannot be disposed of at your recyclable waste collection point. (Call the bulky waste disposal center on 0120-574-530 and ask to have it collected.) To prevent scattering, put small items such as nails in clear bags that you can see the contents of. |
| PET bottles | Types of PET bottles for sorted collection • Non-alcoholic beverages: containers for carbonated drinks, fruit juice, mineral water, etc. • Alcoholic beverages: containers for Japanese sake, shochu, whiskey, cooking wine (mirin) • Soy sauce: soy sauce containers | How to recognize them 1 Remove the caps, labels 2 Rinse the bottles and dry them. 3 Crush them down as much as possible. 4 Place them in the designated box at your collection point. | Containers for sauces other than soy sauce, detergents, cosmetics, etc. are not recyclable. Rinse them with water and dispose of them as plastic container/packaging waste even if they have a PET mark. Empty cooking oil containers and dispose of them as plastic waste. |
| Trays | Styrene foam food trays only. Besides white trays, colored and patterned trays are also recyclable! (Rinse containers for ramen, udon, natto, miso soup, shaved ice, etc., and dispose of them as plastic container/packaging waste.) | How to recognize them 1 Cling film 2 Wash the trays. 3 Trays | Trays other than styrene foam food trays and instant noodle containers, etc. are to be washed and disposed of as plastic container/packaging waste. Dirty trays cannot be recycled, so please be sure to wash them clean first. |
| Styrene foam | Put granular styrene foam in clear bags to prevent scattering, and dispose of it as plastic waste. Dispose of colored styrene foam as plastic container/packaging waste. | How to recognize them 1 Remove paper, labels, etc. 2 Break large items down into small pieces. 3 Styrene foam | Wash all items clean. Heavily soiled boxes that have been used as planters are to be washed clean and disposed of as plastic waste. |
| Plastic containers/packaging | Product containers or packaging | How to recognize them Look for this mark. | Dispose of heavily soiled items as burnables. (Cooking oil containers are to be emptied first and then disposed of as plastic waste.) Dispose of styrene foam food trays as trays and styrene foam as styrene foam, even if they have the PS mark. Aluminum-coated bags and PVC items like cling film can be disposed of as plastic container/packaging waste! Dispose of PET bottle caps as plastic container/packaging waste, and metal bottle caps and metal lids as empty cans. |
| Plastic waste | Products themselves | Cut long items into 30 cm or less. | Video tapes, cassette tapes, printer ribbons (Dispose of tape cases, CDs, and DVDs as plastic waste.) |
| Special waste | Dry batteries, button batteries, and coin batteries only * Insulate these batteries with tape, etc. when disposing of them. | Only dispose of dry batteries, button batteries, and coin batteries in the dry battery collection box. Dispose of hazardous waste containing mercury (apart from dry batteries) in the fluorescent tube collection box. Place only the items themselves into the collection box, not any plastic bags, etc. you used to carry them. Dispose of light bulbs in the landfill box, and fluorescent light bulbs in the fluorescent tube collection box. Small rechargeable batteries (Ni-Cd, NiMH, lithium-ion) are collected at the recycling station. | Other hazardous waste containing mercury Fluorescent tubes Also dispose of broken items in this collection box. |
| Medium-sized items | 1 Electrical appliances, etc. 2 Plastic products 3 Textile products 4 Wood products/cuttings 5 Umbrellas | Disassemble items as much as possible and put them together by type. Items with a width, depth, or height of more than 60 cm are treated as bulky waste, so please call the bulky waste disposal center on 0120-574-530 and ask to have them collected. However, if the items can be disassembled and bundled up so they are less than 60 cm, they can be disposed of at your recyclable waste collection point. PCs and the four specified home appliances cannot be disposed of regardless of size. | |
| Cut branches/grass | Place only the items themselves into the collection box, not any plastic bags, etc. you used to carry them. Fallen leaves, flowers, plant stems and vines can also be disposed of. Dispose of farm products such as eggplants and tomatoes as burnables. Cut branches so they are no more than 60 cm in length before disposing of them. Try to reduce the amount of waste as much as possible, for example by burying dry leaves and grass. | These items are also accepted at the recycling station. (Saturdays only) Large amounts of household cut branches/grass can be taken to the incineration plant (Oguchi-cho, Kankyo Bika Center) after checking with the Konan City Kankyo Jigyo Center (181 Wada-cho Asahi). (Fee payable. Conditions apply.) * Cut branches and grass are not incinerated but recycled as compost, etc. Inquiries: Konan City Hall Environmental Affairs Division Konan City Kankyo Jigyo Center 54-1111 (Extension 257/407) | |
| Used small home appliances | Small home appliances like mobile phones are precious resources. They can be disposed of directly in collection boxes at the following locations: City Hall 1F information desk, all municipal branch offices, the Elderly Care Center, and the recycling station. | Mobile phones, digital cameras, small games machines, portable music players, calculators, electronic dictionaries, remote controls, electric extension cords, cables, portable charger | |
| Landfill waste | Dispose of fluorescent tubes and fluorescent light bulbs as special waste (fluorescent tube collection box). | Do not dispose of burnable waste as landfill waste. Dispose of sea shells as burnables (kitchen waste). Place only the items themselves into the collection box, not any plastic bags, etc. you used to carry them. Dispose of plastic bags and PET bottle caps as plastic container/packaging waste. However, dispose of them as plastic waste if they are soiled. Dispose of metal bottle caps and metal lids as empty cans. | |
| Bulky waste | Items with a width, depth, or height of more than 60 cm. | 1 Call the bulky waste disposal center (0120-574-530). (Up to 5 items per time. Call five days before the collection date.) 2 Purchase a bulky waste disposal sticker from a shop which sells them (supermarket, convenience store, retailer, etc.). (1,000 yen/sticker for one item) 3 Fill in the required information on the sticker, attach it to the bulky waste item and place it in front of your home, etc. (facing the road) by 8:30 am on the collection day. (No witnesses necessary.) (For apartment buildings, items can be placed around the entrance to the 1F stairs.) | |
| Burnables (kitchen waste) | Drain all water. Tissue paper. Wash clean. | Designated bags are sold at supermarkets, convenience stores and retailers displaying this sign. | |
| Cooking oil waste (tempura oil) | Use cloth or paper to soak up the oil, or use coagulants to harden the oil. Dispose of it as burnables. Cooking oil waste is also collected at the recycling station. | | |

Disposal of PCs and the four specified home appliances

- The four specified home appliances are: air conditioning units, TVs, refrigerators/freezers, washing machines/tumble dryers.
- See reverse side for details.
- Ask the PC3R Promotion Association about disposal of PCs. (03-5282-7685 http://www.pc3r.jp)
- Laptops, desktop PCs, and LCD monitors are accepted at the recycling station.

List of waste items that cannot be collected by the city

Items that are prohibited from disposal by the city

| City operators as of December 2022 | Certified general waste collectors | | | Car tires | Motor-assisted bicycle tires | Solar water heaters | Pressure-type gas containers | Fire-proof safes | Pianos | Car batteries | Motorcycle batteries | Motor-assisted bicycle batteries | Machine oil | Fire extinguishers | Spring mattresses | Agricultural machines and tools | Rechargeable batteries | Paints | Gasoline and other oils | Bowling balls | Concrete | |
|------------------------------------|------------------------------------|---------|--------------|-----------|------------------------------|---------------------|------------------------------|------------------|--------|---------------|----------------------|----------------------------------|-------------|--------------------|-------------------|---------------------------------|------------------------|--------|-------------------------|---------------|----------|---|
| | Operator | Address | Phone number | | | | | | | | | | | | | | | | | | | |
| Kamishigen Nagoya, Inc. | 163-1, Hannya-cho Minamiyama | 54-6779 | ● | ● | ● | ● | ● | ● | ● | ● | ● | ● | ● | ● | ● | ● | ● | ● | ● | ● | ● | ● |
| Kurarei Kogyo Co., Ltd. | 111, Kochino-cho Kitayashiki | 54-4356 | ● | ● | ● | ● | ● | ● | ● | ● | ● | ● | ● | ● | ● | ● | ● | ● | ● | ● | ● | ● |
| Shibata Co. Ltd. | 46, Kochino-cho Togen | 56-2948 | ● | ● | ● | ● | ● | ● | ● | ● | ● | ● | ● | ● | ● | ● | ● | ● | ● | ● | ● | ● |
| Daiwa Enterprise, Co., Ltd. | 144, Kaminara-cho Kubo | 54-4612 | ● | ● | ● | ● | ● | ● | ● | ● | ● | ● | ● | ● | ● | ● | ● | ● | ● | ● | ● | ● |
| Tatsumi Sangyo, Inc. | 149, Shimamiya-cho Kirino | 55-3446 | ● | ● | ● | ● | ● | ● | ● | ● | ● | ● | ● | ● | ● | ● | ● | ● | ● | ● | ● | ● |
| Naito Shoten Co., Ltd. | 64, Hotei-cho Minami | 56-3182 | ● | ● | ● | ● | ● | ● | ● | ● | ● | ● | ● | ● | ● | ● | ● | ● | ● | ● | ● | ● |
| Hotei Clean, Inc. | 78, Yasura-cho Jizo | 56-4028 | ● | ● | ● | ● | ● | ● | ● | ● | ● | ● | ● | ● | ● | ● | ● | ● | ● | ● | ● | ● |

Place deceased pets such as dogs and cats in a cardboard box and take them to Owari Hokubu Funeral Home.
Address 1-1, Aza Okuzokibora, Oaza Zenshino, Inuyama-shi, Aichi
Tel. (0568) 62-4144
Things you need to take with you Fee (1,500 yen per animal)

Contact the following certified operators for cleaning up human waste and emptying septic tanks.
Daiei Kogyo Co., Ltd. 55-3151 Kurarei Kogyo Co., Ltd. 54-4356 Hotei Clean, Inc. 56-4028